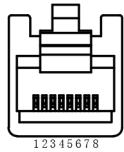


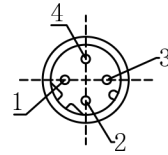
Pin mapping

RJ45



- 1. WH/OR (+TX)
- 2. OR (-TX)
- 3. WH/GN (+RX)
- 4. N/C
- 5. N/C
- 6. GN (-RX)
- 7. N/C
- 8. N/C

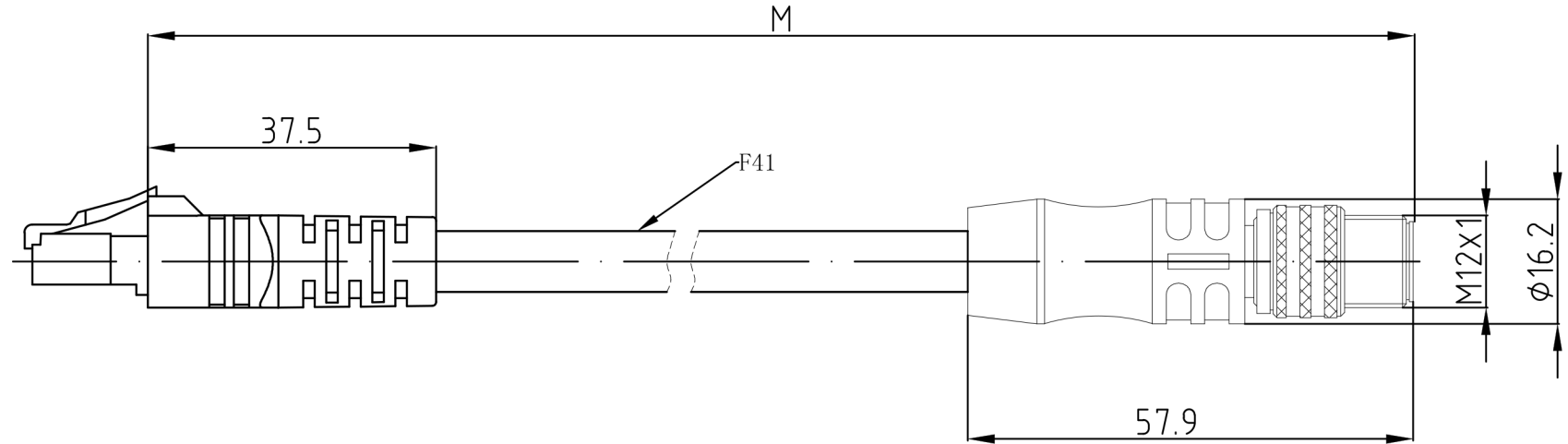
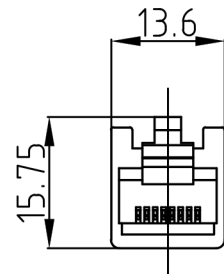
MALE



- 1. WH/OR (+TX)
- 2. WH/GN (+RX)
- 3. OR (-TX)
- 4. GN (-RX)

SPECIFICATIONS

CONTACT CARRIER MATERIAL/COLOR	TPU/BLACK
MOLDED HEAD MATERIAL/COLOR	TPU/BLACK
CONTACT/PLATING	BRASS/GOLD
COUPLING NUT MATERIAL/PLATING	BRASS/NICKEL
OPERATING CURRENT	4 A
OPERATING VOLTAGE	250 V
CONDUCTOR INSULATION MATERIAL	PUR
NUMBER OF CONDUCTORS (AWG)/SHIELD	4 x 22 AWG/POLYESTER FOIL SHIELD
OPERATING TEMPERATURE	-20°C — +75°C
PROTECTION CLASS	IEC IP67



CABLE LENGTH	TOLERANCE
ALL LENGTHS	+4%(OR 50mm) OF LENGTH -0% (OR 0mm) OF LENGTH WHICHEVER IS GREATER
STRIP LENGTH	TOLERANCE
0 - 7mm	± 1.0mm
8 - 29mm	± 1.5mm
30 - 49mm	± 2.0mm
50 - 69mm	± 3.0mm
70 - 100mm	± 4.0mm
over 100mm	± 5.0mm

BROKABLE

Date: 2017.8.1

Description:

BKM12S4PM5MCB

Scale: 1:1

3RD Angle Projection



Unit of Measurement:

MILLIMETER

REV
A